

Concrete Pump Truck
Global CPT
Supply Plan

1. Company Introduction

CEO's Greetings

JNM International conducts its business with the aim of achieving win-win and mutual growth with its customers and partners based on the global network that it has built up through its many years of experience in the global machinery and automobile sectors among others.

As an enduring company in the trading and logistics business, we have achieved remarkable growth in the export of auto parts to CIS and Middle Eastern countries.

In addition, based on our abundant experience working with global manufacturing companies, we also provide business consulting and technical consulting focused on major types of heavy equipment.

We are also expanding our business portfolio to include the import and sales of coffee and exports of household goods including cosmetics products, while striving to develop new markets for heavy equipment, our main area of business. We will continue setting ourselves new challenges in order to expand our market horizon and our export product lineup.

Company History

- Founded JNM International Corporation.
- Launched the coffee import and sales business and the German caravan body and parts import and sales business.
- Launched the automotive parts (filter/pad) export business.
- Launched the heavy equipment parts and components export business.
- Launched the export business including daily necessities such as foods and cosmetics.

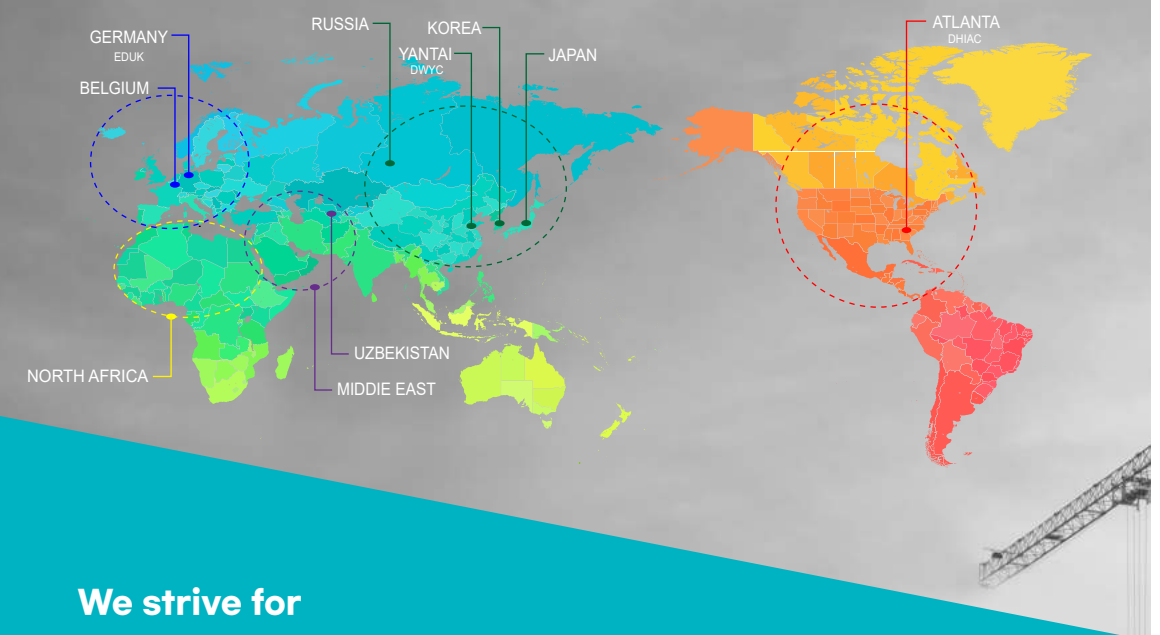
Management Philosophy

Since its foundation, JNM International has valued shared growth with its partner companies based on outstanding product quality and reasonably priced products and services.

Based on its 2G strategy, JNM International strives to run a sustainable business that achieves win-win together with its customers.

Service & Sales Network

To provide Dealers & Customers
with the Best Business
Environment & Greatest Profit



We strive for

- Keeping available and high speedy parts supplying.
- Providing real time parts information through Internet
- Organizing an efficient worldwide distribution Network
- Most competitive pricing


Main Customer

- Automotive Parts Company
- Heavy Equipment Parts Company
- Household goods manufacturing Company

2. Overview / Possible Models

Range (CTP) CPT_Models

| Main models / possible Design and production | |
|--|--|
| 20M class | 3Z18, 4Z20, 4ZR20, 4ZR21, 4Z22, 4ZR24, 4Z26, 4Z27,4Z28, 5ZZ28. |
| 30M class | 4Z30XT, 4Z32, 4R32, 5Z33, 4R34, 5Z34, 4Z36, 4R36, 4Z37, 4R37, 5RZ38, 5Z38. |
| 40M class | 5RZ40, 5Z40, 5RZ42, 5RZ48. |
| 50M class | 5RZ52, 5RZ56 |
| 60M class | 6RZ60, 6RZ65 |
| SQUEEZE PUMP | 5Z30 |



3. Line Up

Concrete Pump Truck



▶ JMCP28X-5ZZ Boom Pump



▶ JMCP34X-5Z Boom Pump



▶ JMCP43X-5RZ Boom Pump



▶ JMCP38X-5RZ Boom Pump



▶ JMCP48X-5RZ Boom Pump



▶ JMCP56X-5RZ Boom Pump

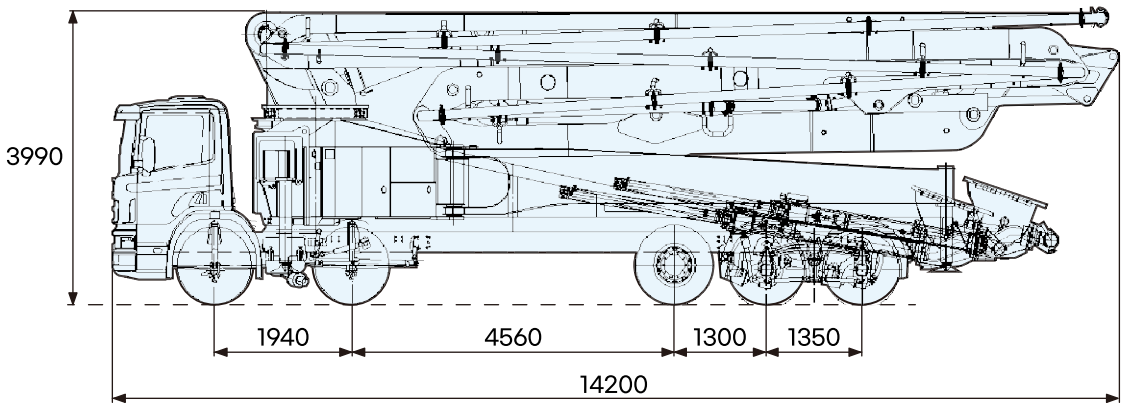


▶ JMCP60X-6RZ Boom Pump

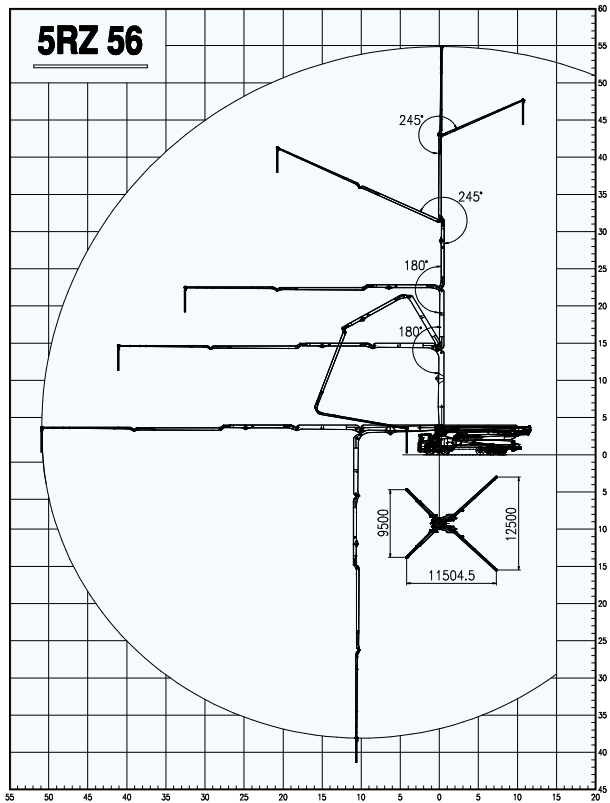
4. Specification

5RZ56

5RZ56 Dimensions



5RZ56 Working Range



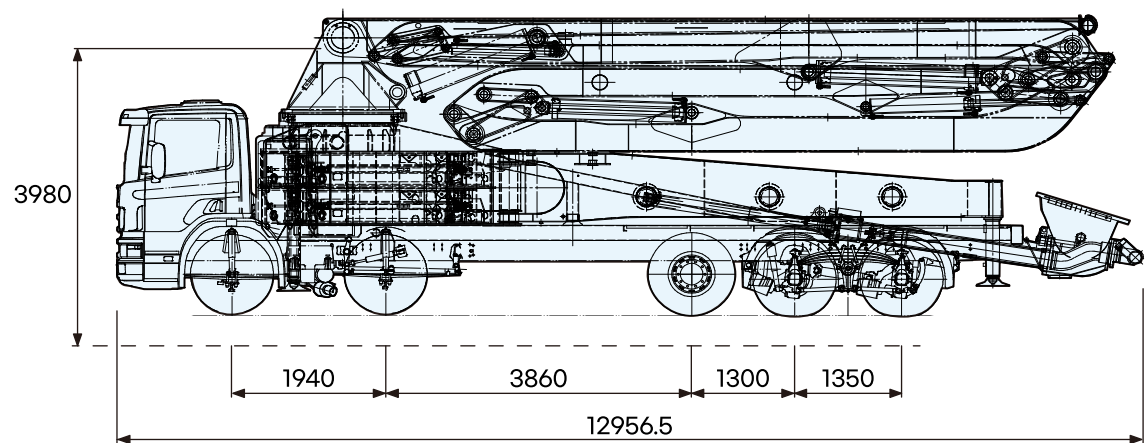
5RZ56 Chassis Information

| TRUCK CHASSIS | | | |
|-----------------------------|---------------------|------------|-----------------------|
| Model | | | |
| Wheel base | | mm | |
| Overall length | | mm | |
| Overall width | | mm | |
| Overall height | | mm | |
| Fuel tank capacity | | liter | |
| Engine | Model | | |
| | Rated Power | ps/rpm | |
| Design Load | G.V,W | kg | |
| | AXLE 1 / 2,3 | kg | |
| Estimated Net Weight | CHASSIS Weight | kg | |
| | X-Unit/Upper Kit | kg | |
| BOOM | | | |
| BOOM type | | 56X-5RZ | |
| Folding type | | RZ-FOLDING | |
| No. of section | | 5 SECTION | |
| Max. Vertical reach | | m | 55.2 |
| Max. Horizontal reach | | m | 51.2 |
| Rotation range | | degree | 370 |
| Section articulation | | degree | 92/180/180245/240 |
| Max. working Hydr' pressure | | bar | 350 |
| Concrete pipe | | mm | 125 |
| End hose size | | mxmm | 4x125 |
| OUTRIGGER | | | |
| Span | FRONT OUTRIGGER | | m 9,5 |
| | REAR OUTRIGGER | | m 12,5 |
| Type | FRONT OUTRIGGER | | X-OPEN |
| | REAR OUTRIGGER | | SWING |
| PUMP | | | |
| MAIN HYD. PUMP | Maker | | BOSCH REXROTH |
| | Model | | A4VG125x2 |
| | Displacement | | cc / rev 125+125 |
| | Max. speed | | rpm 2,850 |
| | Max. oil flow | | LPM 712 |
| | Power (ΔP=350bar) | | kw 238 |
| | Torque (ΔP=350bar) | | Nm 796 |
| CONCARTE PUMP | Output | Rod | m ³ /h 160 |
| | Pressure | Rod | Bar 85 |
| | Delivery Cylinder | | ϕ/mm 230 |
| | Stroker Length | | mm 2100 |
| | S-Valve | | 2018 |
| | System Pressure | | Bar 350 |
| | Hydraulic System | | FFH CLOSED-LOOP |
| | GENERAL | | |
| S-valve type | | S2018 | |
| Concrete pipe | | mm | 125 |
| WATER PUMP | Motor/pump | | AZMP 10/005USA20ML |
| | Water pressure | | bar 20 |
| | Water pump capacity | | rpm 120 |
| HOPPER | Hopper capacity | | ℓ 600 |
| | Permissable slump | | cm 8-25 |
| | Max. Aggregate size | | mm 40 |

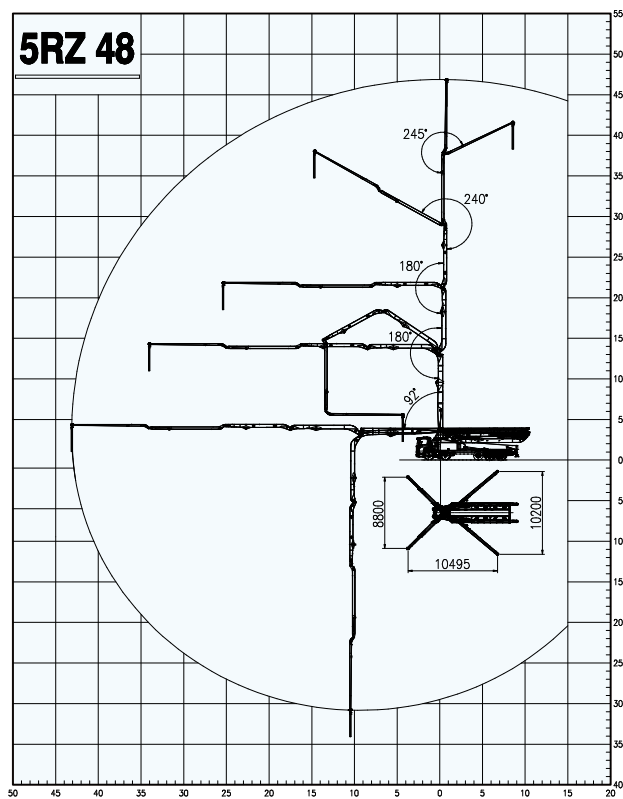
4. Specification

5RZ48

5RZ48
Dimensions



5RZ48
Working Range



5RZ56
Chassis Information

| TRUCK CHASSIS | | | |
|-----------------------------|---------------------|--------------------|--------------------|
| Model | | | |
| Wheel base | mm | | |
| Overall length | mm | | |
| Overall width | mm | | |
| Overall height | mm | | |
| Fuel tank capacity | liter | | |
| Engine | Model | | |
| | Rated Power | ps/rpm | |
| Design Load | G.V.W | kg | |
| | AXLE 1 / 2,3 | kg | |
| Estimated Net Weight | CHASSIS Weight | kg | |
| | X-Unit/Upper Kit | kg | |
| BOOM | | | |
| BOOM type | | 48X-5RZ | |
| Folding type | | RZ-FOLDING | |
| No. of section | | 5 SECTION | |
| Max. Vertical reach | m | 47.2 | |
| Max. Horizontal reach | m | 43.2 | |
| Rotation range | degree | 370 | |
| Section articulation | degree | 92/180/180/245/240 | |
| Max. working Hydr. pressure | bar | 350 | |
| Concrete pipe | mm | 125 | |
| End hose size | mxmm | 4x125 | |
| OUTRIGGER | | | |
| Span | FRONT OUTRIGGER | m | 8.8 |
| | REAR OUTRIGGER | m | 10.2 |
| Type | FRONT OUTRIGGER | | X-OPEN |
| | REAR OUTRIGGER | | SWING |
| PUMP | | | |
| MAIN HYD. PUMP | Maker | | BOSCH REXROTH |
| | Model | | A4VG125x2 |
| | Displacement | cc/rev | 125+125 |
| | Max. speed | rpm | 2,850 |
| | Max. oil flow | LPM | 712 |
| | Power (ΔP=350bar) | kw | 238 |
| | Torque (ΔP=350bar) | Nm | 796 |
| CONCARTE PUMP | Output | m ³ /h | 160 |
| | Pressure | Bar | 85 |
| | Delivery Cylinder | φ/mm | 230 |
| | Stroker Length | mm | 2100 |
| | S-Valve | | 2018 |
| | System Pressure | Bar | 350 |
| | Hydraulic System | | FFH CLOSED-LOOP |
| GENERAL | | | |
| S-valve type | | | S2018 |
| Concrete pipe | | mm | 125 |
| WATER PUMP | Motor/pump | | AZMP 10/005USA20ML |
| | Water pressure | bar | 20 |
| | Water pump capacity | rpm | 120 |
| HOPPER | Hopper capacity | ℓ | 600 |
| | Permissible slump | cm | 8-25 |
| | Max. Aggregate size | mm | 40 |

Dedicated to Value,
Dedicated to Quality,
New Working Class Excavators.



JnM International Co.,Ltd

서울 사무소 : 서울특별시 강서구 공항대로 186, 로템타워 1203호

T : +82-31-978-5537 F : +82-2-2665-5532 M : +82-10-5355-5537 E : cjw@jnm-intl.com